

Children's Services Performance Report

Q3 2010-2011

Appendix A Performance Summary

Children and Young People's Scrutiny Report Summary of performance for Quarter 3 2010/2011

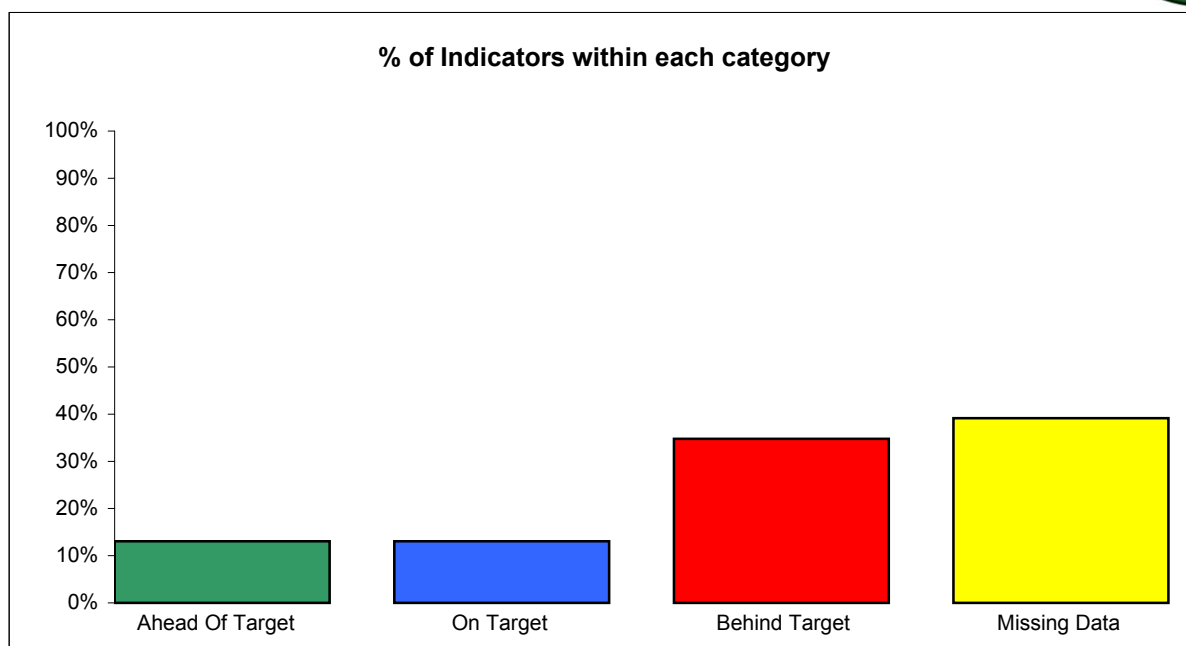
Theme Lead: Peter Duxbury




The style of this performance report is consistent with previous reports provided to the children and young people scrutiny committee. This format includes a summary, areas that are performing well, areas of concern, missing data and consecutive over or under-performance. These categories are included for each every child matters outcome as well as for the 'service management' outcome, which covers the way that we deliver services and govern ourselves. In addition to this, those indicators that are over or under-performing have been listed. The intention of listing the indicators is to help keep the focus on the key questions: '*how well are we doing with the outcome?*' I.E. '*Are children safe?*' If the list of under-performing indicators was found to have a common theme (e.g. age of children, or those children that are looked after) then questions around this theme may be more useful than questions based on an individual indicator.

Be Healthy



Outcome Lead - Allan Kitt



Outcome	Ahead Of Target 	On Target 	Behind Target 	Missing Data	Total By Outcome
Be Healthy	3 13%	3 13%	8 35%	9 39%	23 100%

Summary Position

Due to the annual nature of most NHS indicators, the actual performance in most indicators is difficult to assess until quarter 4. A revised breast feeding pathway is in place, and a task group is focussing on improving performance. Chlamydia screening target looks high risk despite an improving performance. The future pathways and arrangements for CMHS will be reviewed over the next 3 months in light of LCC commissioning intentions on CAMHs

Performing Well:

There are 3 Over-Performing Be Healthy indicators:

- CS025: % uptake of Free School Meals (Primary) in schools offering cold meals
- NI055ii Percentage of children in Reception with height and weight recorded
- NI056ii Percentage of children in Year 6 with height and weight recorded

Areas of Concern:

There are 8 Under-Performing Be Healthy indicators:

- CS023: % uptake of Free School Meals (Primary) in schools offering hot meals
- CS024: % hot school meal provision which meets Nutrient Based Standards (Secondary)
- CS107: % contract equipment delivered within 7 days
- NI198 Overall proportion of children travelling to school by car
- NI055i Percentage of children in Reception with height and weight recorded who are obese
- NI056i Percentage of children in Year 6 with height and weight recorded who are obese
- CS064: % of Yr 8 girls who receive the full 3 courses of the HPV vaccination
- CS077: % of open referrals to CWD (excl. OT) and Transition Teams that have a transition plan

Missing Data:

There are 9 Be Healthy indicators Missing Data:

- NI050 Emotional health of children
- NI112 Under 18 conception rate
- NI126 Early access for women to maternity services
- NI053i Percentage of infants being breastfed at 6-8 weeks (breastfeeding prevalence)
- NI053ii Percentage of infants for whom breastfeeding status is recorded (breastfeeding coverage)
- NI113i Percentage of the resident population aged 15-24 accepting a test/screen for chlamydia
- CS061: % children who've received full primary course of 5in1 vaccine by their 1st birthday
- CS062: % who've recd 3 doses for the primary course for Meningitis C vaccination by 2nd birthday
- CS063: % children who've received the MMR 1 vaccination by their 2nd birthday

Data Not Yet Due:

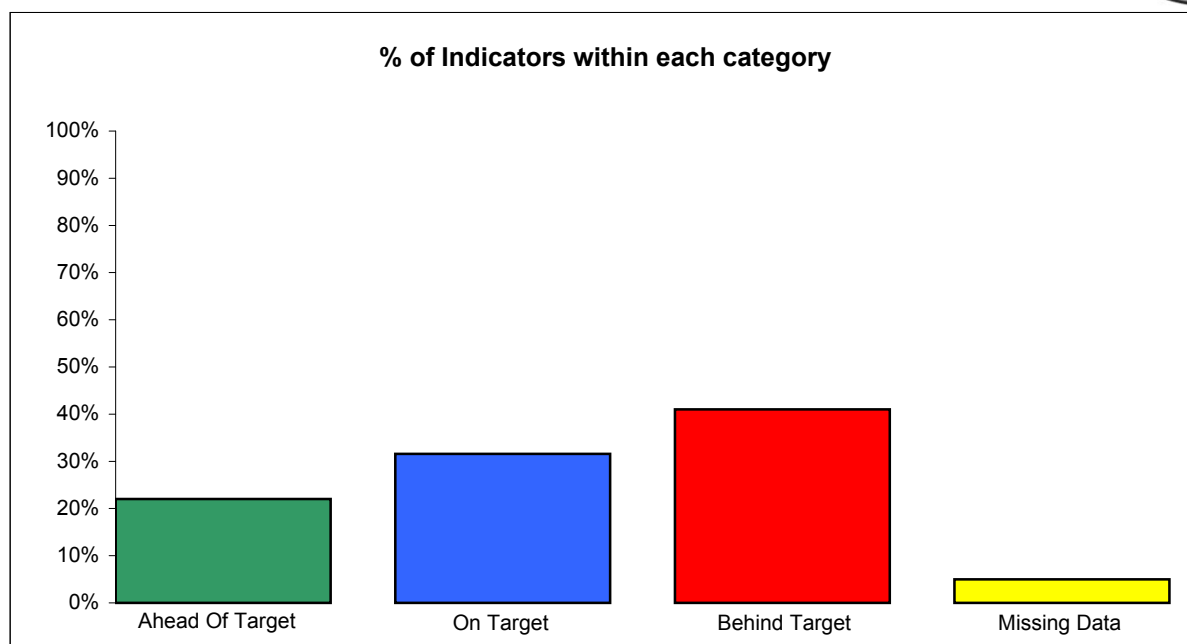
There are 6 Be Healthy indicators Not Yet Due:

- PAF C19: Health of LAC
- NI054 Services for disabled children
- NI051 Effectiveness of child and adolescent mental health (CAMHs) services
- NI058 Emotional and behavioural health of looked after children
- NI052i Take up of school lunches (primary)
- NI052ii Take up of school lunches (secondary)

Stay Safe



Outcome Lead - Sue Westcott



Outcome	Ahead Of Target ★	On Target ●	Behind Target ▲	Missing Data	Total By Outcome
Stay Safe	8 22%	12 32%	15 41%	2 5%	37 100%

Summary Position

There are 20 indicators either on or ahead of target. In respect of the 15 behind target as listed:

- 2060SC The 2% is a reporting error. All children have a qualified social worker allocated to them
- 2015SC This is a local target and we have no control over the number of referrals. We are requested to meet need, our CAF's continue to rise.
- 2023SC We have clear thresholds for CP conferences. Those children subject to a plan need one. Thresholds are constantly monitored
- CS128 We are dependent on receiving hospital reports from regional and national hospitals. The DoH has been alerted and asked to remind all hospitals of their safeguarding duty by the LSCB.
- CS131 See commentary: the work has been detailed owing to the complexity of the work
- CS012 Performance has decreased – a reminder has been sent and any data errors corrected. Visits where the child is well settled in reality have lower priority than CP investigation
- CS127 & CS048 We are going to fundamentally review our CWD services. It is accepted that performance is not good enough. A report following our review can be presented to scrutiny.
- NI060 More core assessments are being completed. Performance remains 27.68% below performance. Completion is dependent upon a holistic assessment of a child and family needs in a 35 day period. In practice such a comprehensive assessment is difficult to complete despite endeavours to do this. The most important task is to ensure interventions are focused and delivered.

NI062 The closure of Ashleigh and a number of disrupted placements has decreased performance by 2%. This is also a difficult indicator to meet and our children have complex attachment difficulties sometimes negating placement stability.

NI067 This is a data error and needs correcting. The January figure is 100%

NI070 A report is available to the Assistant Director detailing the causes of injury that are associated with these admissions.

CS091 This anomaly reported by our DV coordinator is being addressed.

CS093 The figure is cumulative and there has been some improvement (this continues to be adjusted)

Missing data

NI069 16.2% of students (Primary and Secondary) have stated that they are being bullied against a 2009/10 target of 45% .

This is a significant reduction in the number of reported incidents (the figure 2 years ago was 57.3% Tell Us 3 and 34.2% in 2009/10 Tell Us 4)

The following factors have contributed to this;

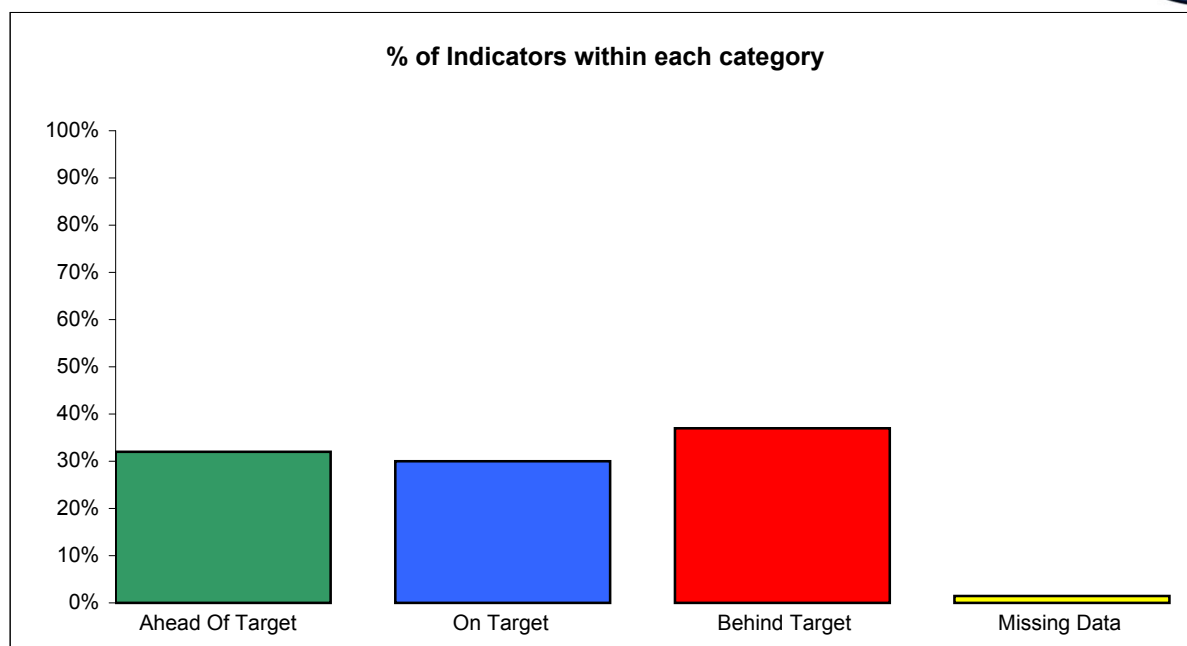
- Supplementing the national Tell Us Data with our localised ECM Perceptions Survey
- The permanent appointment of an anti bullying officer.
- An Anti Bullying Strategy and Action Plan have been written
- The formation of an anti bullying working group to facilitate cross partner working.
- Anti Bullying Week 2010 being our most successful campaign to date.
- Active engagement with the Anti Bullying Alliance has enabled greater networking, consultation and knowledge gathering.

NI071 The number of children missing from home is 75 in December 2010, a reduction of 25 since April 2010. The action plan around children and young people missing from care, education and home have been completed and there is regular reporting into DMT.

Enjoy And Achieve



Outcome Lead - Andy Breckon



Outcome	Ahead Of Target ★	On Target ●	Behind Target ▲	Missing Data	Total By Outcome
Enjoy And Achieve	22 32%	20 30%	25 37%	1 1%	68 100%

Summary Position

Enjoy and Achieve continues to do well overall, and although 37% are shown as behind target, these all cover areas where there are ambitious targets, mainly in the school performance areas where all targets are aspirational.

Although this report is up to the end of December, the verified data published in early January provides confirmation of a very good performance in some key indicators. The poor weather in December did not influence the 3rd quarter performance, although school absence data will be affected later in the year.

Performing Well:

There are 25 Over-Performing Enjoy And Achieve indicators:

- PAF C24: LAC absent from School
- BV222b: % of EY Leaders with Grad/Postgrad Qual
- CS105: No. of Statements Issued
- CS125: % of non-maintained settings with good (or better) outcomes in Ofsted Inspection
- NI072 At least 78 points across Early Years Foundation Stage with at least 6 in each of the scales
- NI085ii Post-16 participation in physical sciences (A Level Chemistry)
- NI085iii Post-16 participation in physical sciences (A Level Maths)
- LNI114c Rate of permanent exclusions from Special Schools
- LNI114a(m) Rate of permanent exclusions from Primary Schools
- LNI114b(m) Rate of permanent exclusions from Secondary Schools
- LNI114c(m) Rate of permanent exclusions from Special Schools
- LNI114(m) Rate of permanent exclusions
- CS014 Rate of fixed term exclusions
- CS014(m) Rate of fixed term exclusions
- CS014a(m) Rate of fixed term exclusions from Primary Schools
- CS014b Rate of fixed term exclusions from Secondary Schools
- CS014b(m) Rate of fixed term exclusions from Secondary Schools
- CS014c Rate of fixed term exclusions from Special Schools
- CS014c(m) Rate of fixed term exclusions from Special Schools
- CS076: No. of CYP accessing whole class instrumental tuition at KS2 through Widening Opportunities
- NI107gic+d %ge point gap at KS2 level 4+ English & Maths -White Gypsy/Roma/Irish Heritage Travellers
- NI107gie %ge point gap KS2 level 4+ English & Maths - Any Other White Background
- NI108gie %ge point gap KS4 level 4+ English & Maths - Any Other White Background
- NI108giib+ivb %ge point gap KS4 level 4+ English & Maths - Black African and White/Black African
- CS089: No. of pupils actively participating and attending at annual Arts Celebratory events

Areas of Concern:

There are 23 Under-Performing Enjoy And Achieve indicators:

- BV045: % Half days missed - Secondary
- BV046: % Half days missed - Primary
- CS126: No. of CYP actively involved in bands, orchestras & ensembles
- NI078 Reduce number of schools where under 30% of pupils achieve 5 A*-C GCSE with English and Maths
- NI086 Secondary schools judged as having good or outstanding standards of behaviour
- NI087 Secondary school persistent absence rate
- NI089b Improve time taken for schools to come out of special measures
- NI092 Narrowing the gap - lowest achieving 20% the Early Yrs Foundation Stage Profile vs the rest
- NI093 Progression by 2 levels in English between Key Stage 1 and Key Stage 2
- NI100 Looked after children reaching level 4 in mathematics at Key Stage 2
- NI101 Looked after children achieving 5 A*-C GCSEs (or equivalent) at KS 4 (with English and Maths)
- NI103b Special Educational Needs - statements issued within 26 weeks
- NI104 The SEN/non-SEN gap - achieving Key Stage 2 English and Maths threshold
- NI114 Rate of permanent exclusions from school
- NI102i Achievement gap between pupils eligible for free school meals and their peers (KS2)
- NI102ii Achievement gap between pupils eligible for free school meals and their peers (KS4)
- LNI114b Rate of permanent exclusions from Secondary Schools
- CS014a Rate of fixed term exclusions from Primary Schools
- CS043: Primary School persistent absence rate
- NI108gic+d %ge point gap KS4 level 4+ English & Maths - White Gypsy/Roma/Irish Heritage Travellers
- CS108: % LAC (> 20 days) with a PEP
- CS097: % CYP attending out of hours learning incl. multi-skills clubs, PE and Sports Academies
- CS099: % Pupils in Grammar Schools Achieving 5 or more A* to A grade GCSEs including English and Maths

Missing Data:

There is 1 Enjoy And Achieve indicator Missing Data:

- NI099 Children in care reaching level 4 in English at Key Stage 2

Data Not Yet Due:

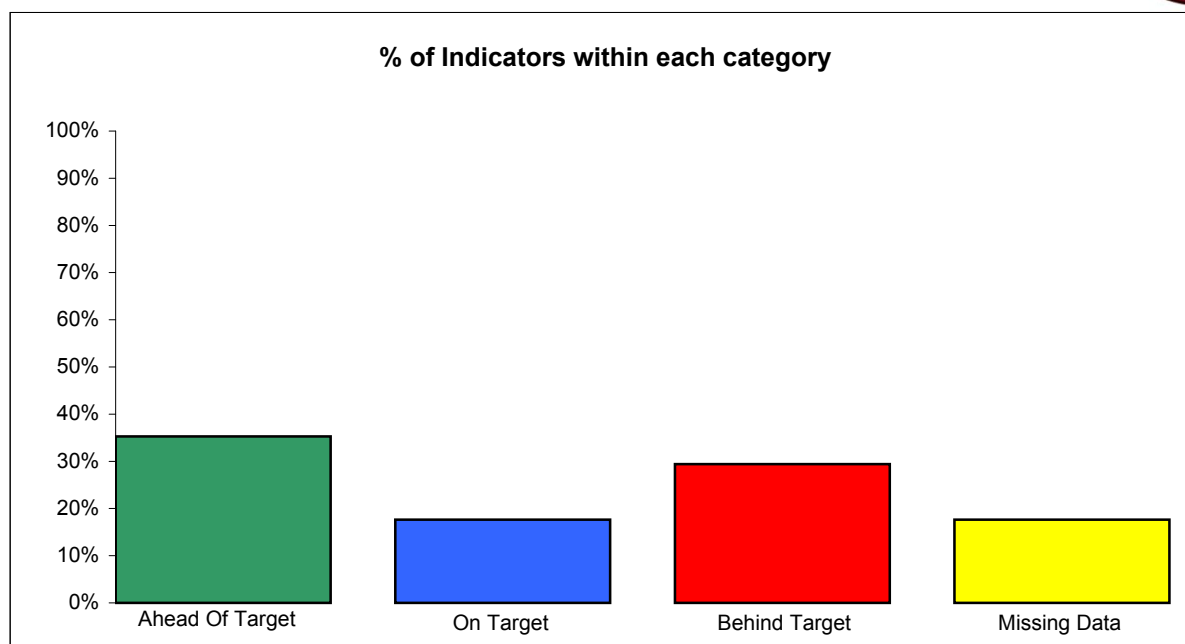
There are 5 Enjoy And Achieve indicators Not Yet Due:




- PAF A02 (BV50): Educational Qualifications of LAC
- CS112: No. of successfully negotiated S106 agreements
- NI081 Inequality gap in the achievement of a Level 3 qualification by the age of 19
- NI082 Achievement of a Level 2 qualification by the age of 19 in the Free School Meals Group
- CS016: % of young people leaving care with 5 or more GCSE A*-C or equivalent

Make A Positive Contribution



Outcome Lead - Debbie Barnes



Outcome	Ahead Of Target 	On Target 	Behind Target 	Missing Data	Total By Outcome
Make A Positive Contribution	6 35%	3 18%	5 29%	3 18%	17 100%

Summary Position

53% of targets are on plan or above target and performance in relation to positive contribution continues to be strong.

Youth work outcomes are good with Lincolnshire showing good performance in relation to participation in volunteering as well as youth service recorded and accredited outcomes - It will be difficult to sustain performance next year if the proposed budget cuts are implemented.

Percentage of parents engaged in children's centre management continues to increase and plans to further improve this are in place.

There is an action plan in place to address the low uptake of the family information service and we are keen to make this more accessible so that it becomes the first point of access about services in Lincolnshire.

We have had 2 children's centre inspections this month with both outcomes demonstrating good performance.

Performing Well:

There are 6 Over-Performing Make A Positive Contribution indicators:

- BV221a: Youth Work: Recorded Outcomes
- BV221b: Youth Work: Accredited Outcomes
- SE:ER:16 % of Schools achieving Healthy Schools Status
- CS056: Number of young people volunteering
- CS084: % of children's centre partnership boards with 50% or more parent representation
- SE:ER:21 Percentage of Schools making transition from Healthy School Programme to the Enhanced Model

Areas of Concern:

There are 5 Under-Performing Make A Positive Contribution indicators, these are monitored more frequently than annually and so can be recovered in-year:

- NI043 Young people within the YJS receiving a conviction in court who are sentenced to custody
- CS086: % of young people leaving drug/alcohol treatment in an agreed and planned way
- CS101: Uptake of Family Service Directory - Web
- CS102: Uptake of Family Information Service - CSC calls
- CS103: Uptake of Family Information Service - Web

Missing Data:

There are 3 Make A Positive Contribution indicators Missing Data:

- NI110 Young people's participation in positive activities
- NI115 Substance misuse by young people
- NI199 Children and young people's satisfaction with parks and play areas

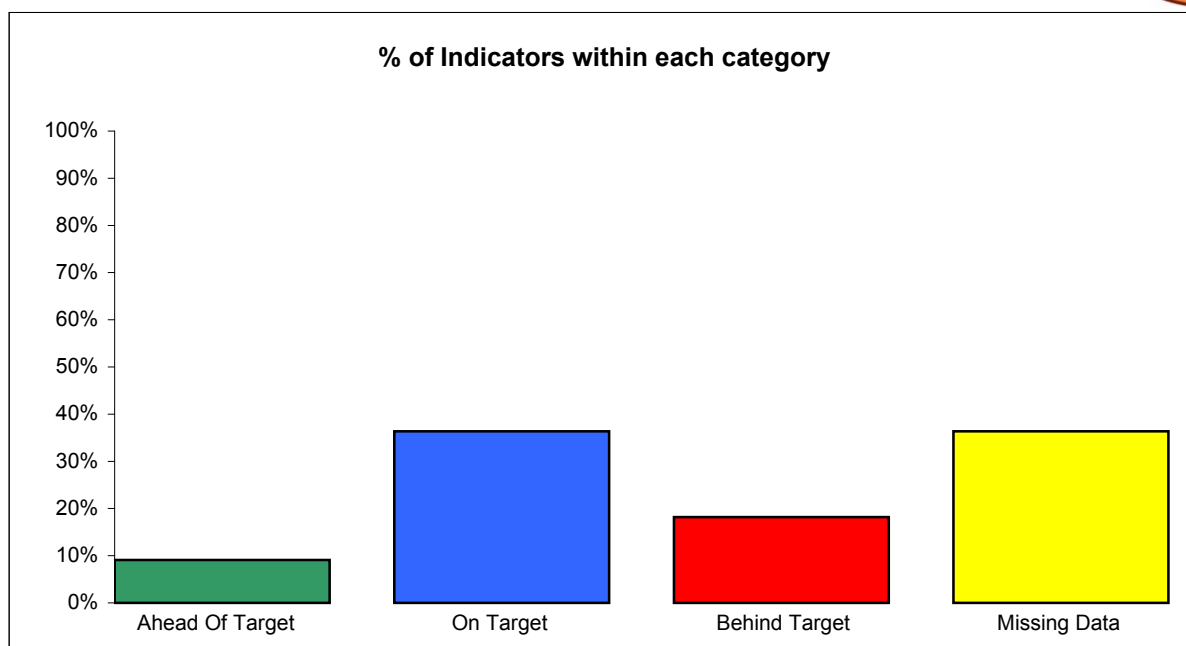
Data Not Yet Due:

There are 7 Make A Positive Contribution indicators Not Yet Due:

- CS114 : No. of 13-19 year olds voting in elections
- CS011: % of LAC aged 10+, given warning or conviction
- CS017: % of Schools signed up to the Children's Charter
- CS018: % of eligible organisations signed up to the Children's Charter
- CS087: % vulnerable children at primary and secondary schools who are members of school council
- CS088: % of 13-19 year olds who have been 'reached' by the youth service
- CS100: % Children Centres inspected and judged to be good or outstanding

Achieve Economic Well-Being

Outcome Lead - Stuart Carlton



Outcome	Ahead Of Target ★	On Target ●	Behind Target ▲	Missing Data	Total By Outcome
Achieve Economic Well-Being	1 9%	4 36%	2 18%	4 36%	11 100%

Summary Position

There are two underperforming areas this quarter.

LLD clients in EET should improve as this is reported as missing due to a lag in data entry.

Young Offenders in suitable education, employment and training remains a concern and is being addressed further with the Youth offending Team.

Performance is ahead of target for the take up of 14-19 learning diplomas, however, funding for the development of new diplomas has been stopped by Government and the qualification's future is unclear.

Performance in Care Leavers in Education, Employment and Training and in suitable accommodation has improved over the quarter and are now both on plan.

Performing Well:

There is 1 Over-Performing Achieve Economic Well-Being indicator:

- NI090 Take up of 14-19 learning diplomas

Areas of Concern:

There are 2 Under-Performing Achieve Economic Well-Being indicators, these are monitored more frequently than annually and so can be recovered in-year:

- CS118: % 16-19 LDD clients in EET
- NI045 Young offenders engagement in suitable education, employment or training

Missing Data:

There are 4 Achieve Economic Well-Being indicators Missing Data:

- CS119: % participation in learning for young people with LDD leaving Yr 11
- NI079 Achievement of a Level 2 qualification by the age of 19
- NI080 Achievement of a Level 3 qualification by the age of 19
- NI106 Young people from low income backgrounds progressing to higher education

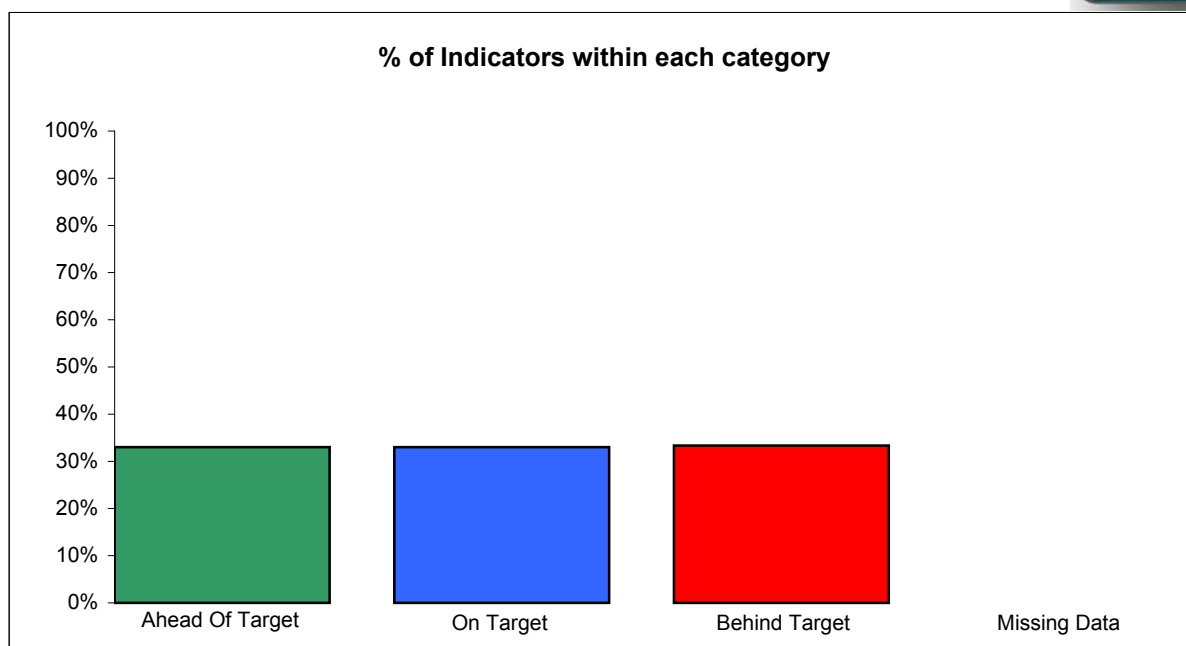
Data Not Yet Due:




There are 5 Achieve Economic Well-Being indicators Not Yet Due:

- CS116: % 16-18 yrd olds in structured learning
- NI118 Take up of formal childcare by low-income working families
- NI091 Participation of 17 year-olds in education or training
- NI117 16 to 18 year olds who are not in education, employment or training (NEET)
- CS054: % of young people aged 16-18 who are in employment with no training

Service Management

Outcome Lead - Stuart Carlton



Outcome	Ahead Of Target 	On Target 	Behind Target 	Missing Data	Total By Outcome
Service Management	4 33%	4 33%	4 33%	0 0%	12 100%

Summary Position

There are four areas underperforming.

Foster carers approved in 7 months is reporting that it will meet the year end target and the current data is being validated.

Statutory returns in timescales. One return out of timescale this quarter which was beyond the control of the Local Authority.

The last two indicators relate to training. The first was adversely effected by the weather in December and the second, although a drop on last quarter continues at a much higher rate than in the first quarter.

4 areas are performing better than expected, including in year admission appeals and qualification rates residential childcare staff.

Performing Well:

There are 4 Over-Performing Service Management indicators:

- 6016SC: % of residential childcare workers ach L3 NVQ*
- CS029i: % of Secondary independent in-year admission appeals heard within 30 school days
- CS029ii: % of Primary independent in-year admission appeals heard within 30 school days
- CS038: % of YP aged 16-18 whose situation is unknown

Areas of Concern:

There are 4 Under-Performing Service Management indicators, these are monitored more frequently than annually and so can be recovered in-year:

- CS035: % Statutory Returns Completed within Timescale
- CS015: % of foster carers approved within 7 months of application
- CS132: % non-attendance at training
- CS133: % completing e-learning modules by target date

Missing Data:

There are no Service Management indicators that are Missing Data

Data Not Yet Due:

There is 1 Service Management indicators Not Yet Due:

- CS031: % completion of Directorate H&S checklists